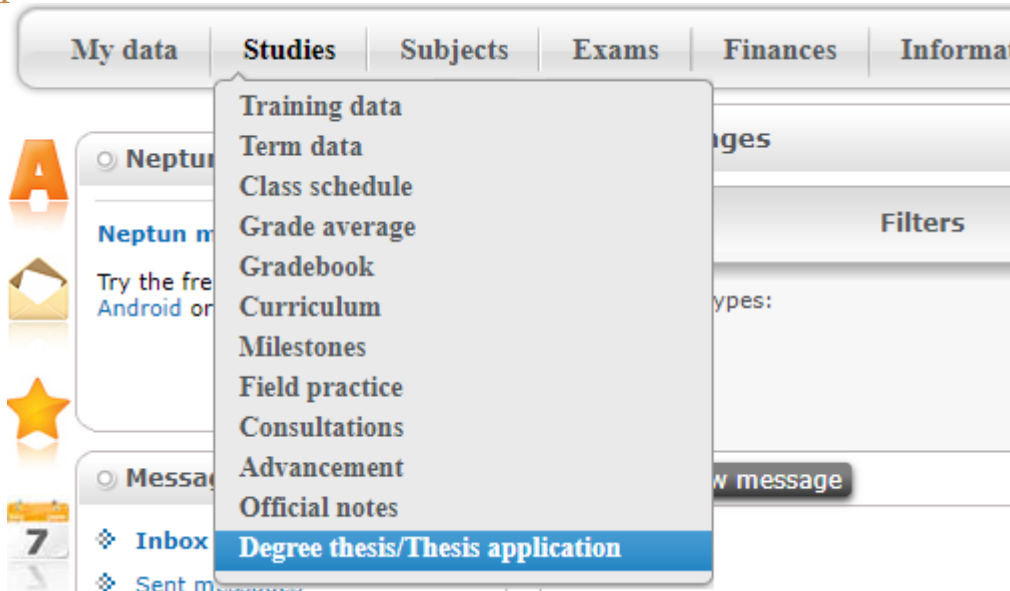
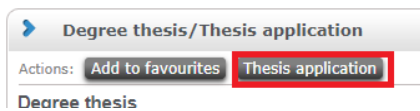


You can handle your thesis application via Studies/Degree thesis/Thesis application menu.



1. Applying a thesis theme
Open the thesis handling window.
Click on Thesis application button.



In the opened windows you can filter between advertised themes and also possible to apply one or more thesis theme.

Thesis application

Filters | Period: 2020/21/2 Thesis theme applying, Type: All, Applications: No

Period:
 Type:
 Applications:

[List](#)

Choose topic

Thesis selection periods	Type	Topic	Title	Module	Description	Head	Sign up date	Lecturer	Lecturer opinion	Assignment result	Valid
2020/21/2 Thesis theme applying	Téma	International Economics thesis theme 01	International Economics thesis theme 01	International Business Economics		0		Oktató Teszt			+
2020/21/2 Thesis theme applying	Téma	International Economics thesis theme 02	International Economics thesis theme 02	International Business Economics		0		Oktató Teszt			+
2020/21/2 Thesis theme applying	Téma	International Economics thesis theme 03	International Economics thesis theme 03	International Business Economics		0		Oktató Teszt			+

Number of results: 1-3/3 (63 ms)

Click on the  button on the left side of the thesis row and choose the Registration in the pop up menu!

Thesis application



Filters Period: 2020/21/2 Thesis theme applying, Type: All, Applications: No

Period: Type:


Applications:

[List](#)

Choose topic

Thesis selection periods	Type	Topic	Title	Module	Description	Head u	St	Head u
2020/21/2 Thesis theme applying	Téma	International Economics thesis theme 01	International Economics thesis theme 01	International Business Economics		0		
2020/21/2 Thesis theme applying	Téma	International Economics thesis theme 02	International Economics thesis theme 02	International Business Economics		0	Oktató Teszt	1 
2020/21/2 Thesis theme applying	Téma	International Economics thesis theme 03	International Economics thesis theme 03	International Business Economics		0	Oktató Teszt	

Number of results:1-3/3 (63 ms)

In the appearing window fill field of topic plan and click on  button.

Degree thesis topic data

Title:

Topic plan:



PDF (0kb)

[+ Upload file](#)

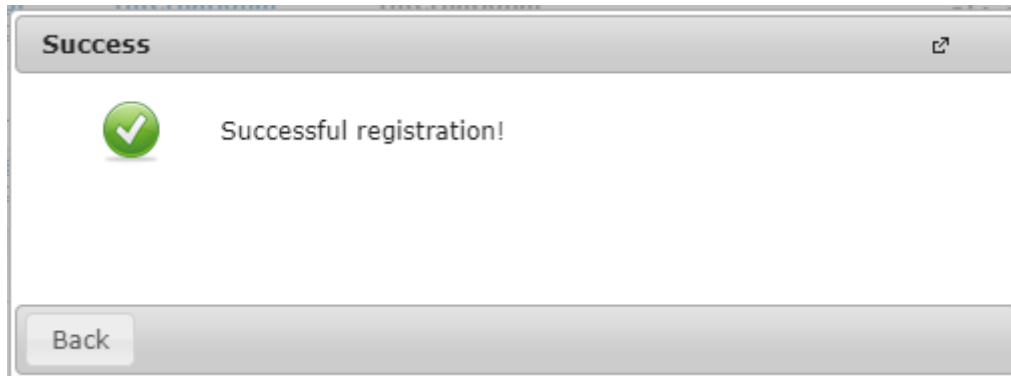
Actions: [Delete selected files](#) Page size: 20


File name	Extension	Created at	Select
No result			

Number of results:0-0/0 (16 ms) Actions: [Delete selected files](#)

In case of successful applying message below will appear.  button takes you back to the Thesis application window.



It is possible to change the order of the application with the left  button in the bottom left corner of the Thesis application window.

Thesis application

Filters Period: 2020/21/2 Thesis theme applying, Type: All, Applications: No

Period: 2020/21/2 Thesis theme app
 Type: All
 Applications:



List

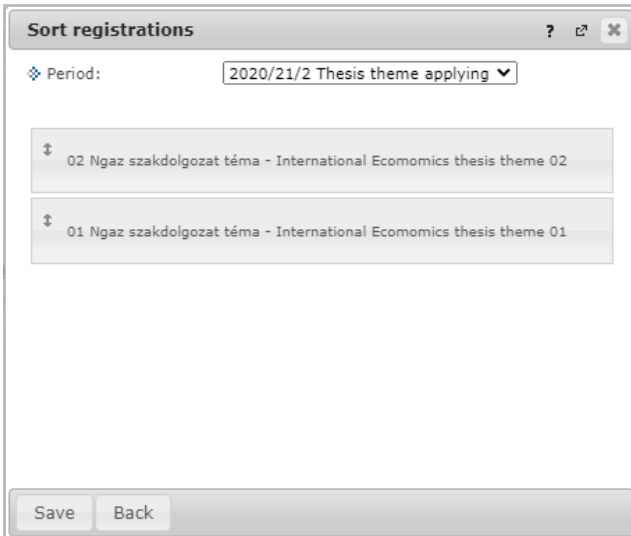
Choose topic

Thesis selection periods	Type	Topic	Title	Module	Description Head	Sign up date	Lecturer	Lecturer opinion	Assignment result	Valid
2020/21/2 Thesis theme applying	Téma	International Economics thesis theme 01	International Economics thesis theme 01	International Business Economics		1 4/14/2021	Oktató Teszt		?	✓ +
2020/21/2 Thesis theme applying	Téma	International Economics thesis theme 02	International Economics thesis theme 02	International Business Economics		1 4/14/2021	Oktató Teszt		?	✓ +
2020/21/2 Thesis theme applying	Téma	International Economics thesis theme 03	International Economics thesis theme 03	International Business Economics		0	Oktató Teszt			✓ +

Number of results: 1-3/3 (38 ms)



Choose a period in the sort registration window for loading registered themes témajelentkezések. Change the order by the mouse drag and drop and click on the  for order finalization. For escaping click on  button!

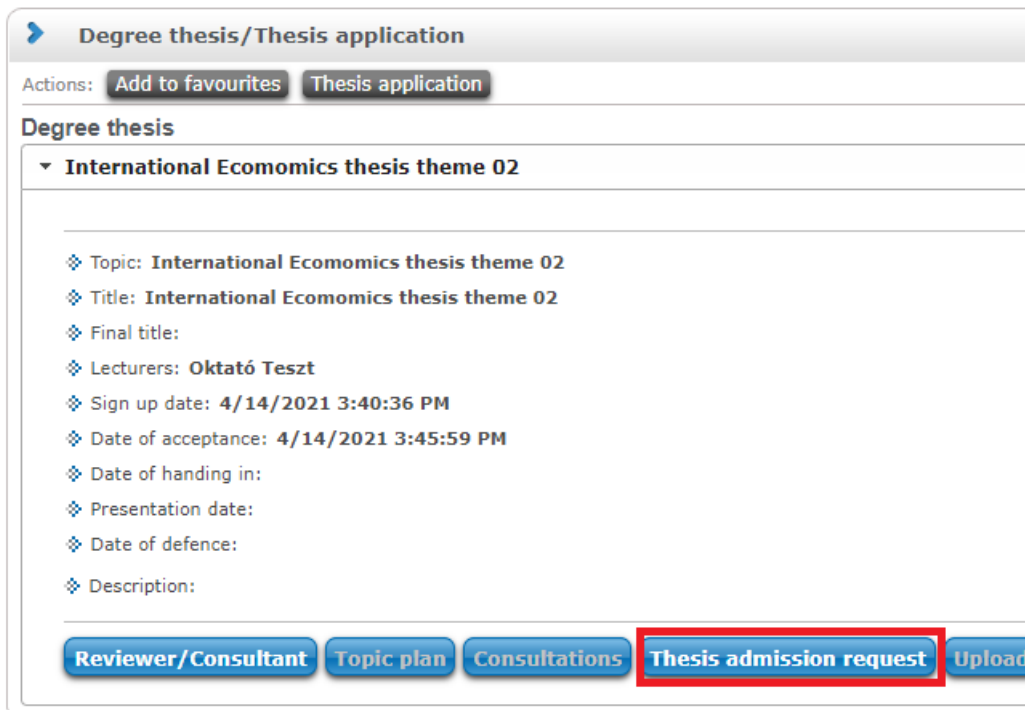


2. Sending the admission request

Open the thesis handling window via Studies/Degree thesis/Thesis application menu. Here click on


Thesis admission request

for the admission request.



Below window will appear on successful request.

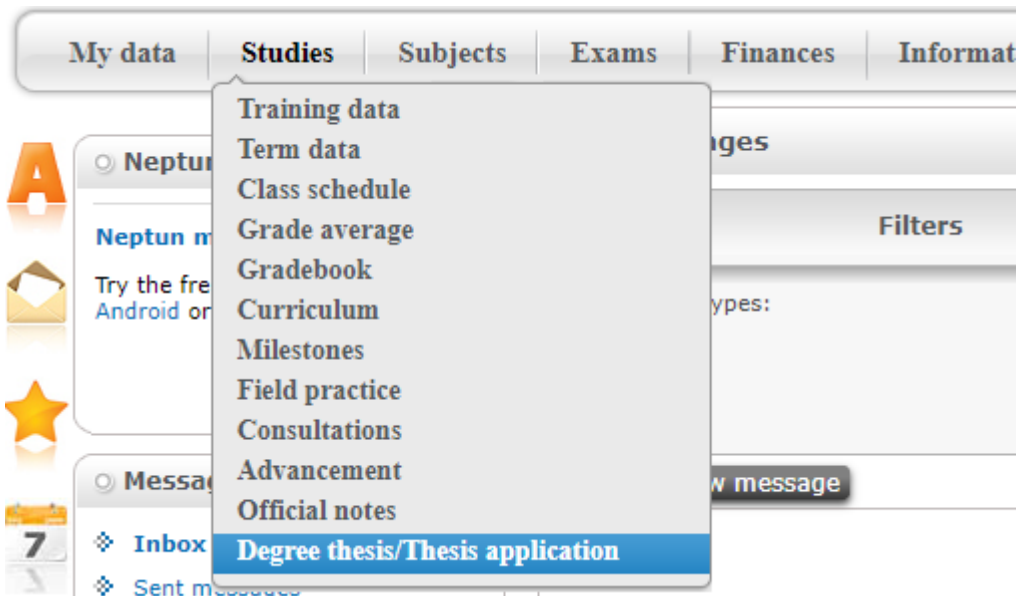
Success ↗

 Thesis acceptance request has been successfully sent to the tutor.

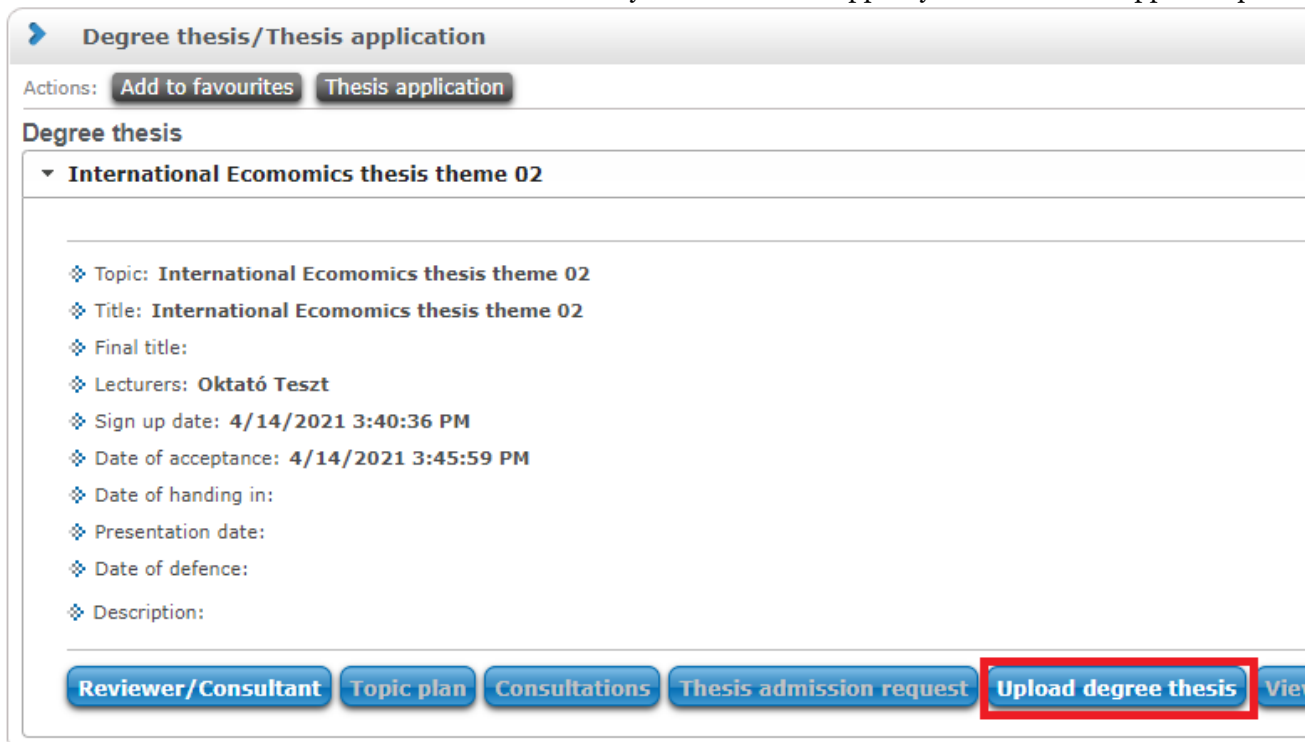
Back

3. Uploading the thesis

Open the thesis handling window via Studies/Degree thesis/Thesis application menu.



The **Upload degree thesis** button will be enabled when your consultant support your admission support request.



Click on [Upload degree thesis](#) for starting upload.

You can set the language of your thesis and type final thesis title Click on the next button for files selection.

Upload degree thesis

Language:

Final thesis title:

Choose the document type, language and browse a file for uploading After the files upload click on [Save files](#) button for finalizing the uploading.

Upload degree thesis

Document type:

File type:

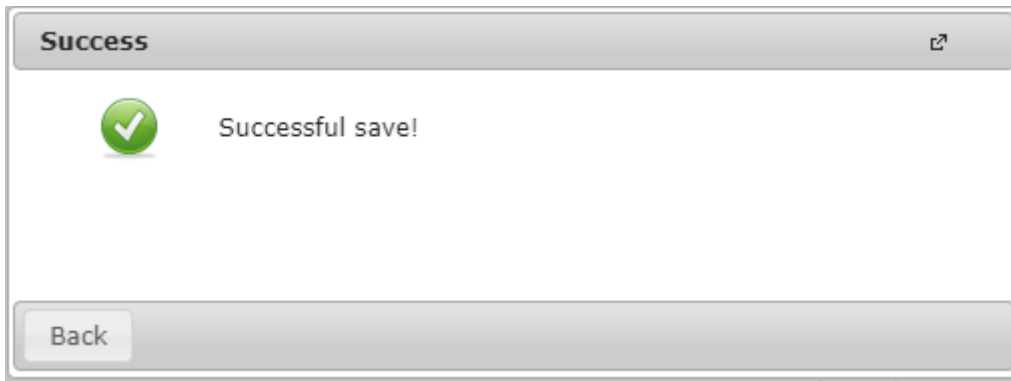
Language:

Description:

Filename	Type
Test thesis.pdf	Thesis
Thesis summary.pdf	Executive Summary

Number of results:0-0/0 (0 ms)

Below window will appear in case of successful upload.



It is possible to change your uploads until deadline. The evaluation of your thesis will start after the deadline and it's result will be accessible except the final exam questions.